



AP SCHOOL

Webshop: Buy an item in the Webshop

Date of last update: 14/04/2026



Table of Contents

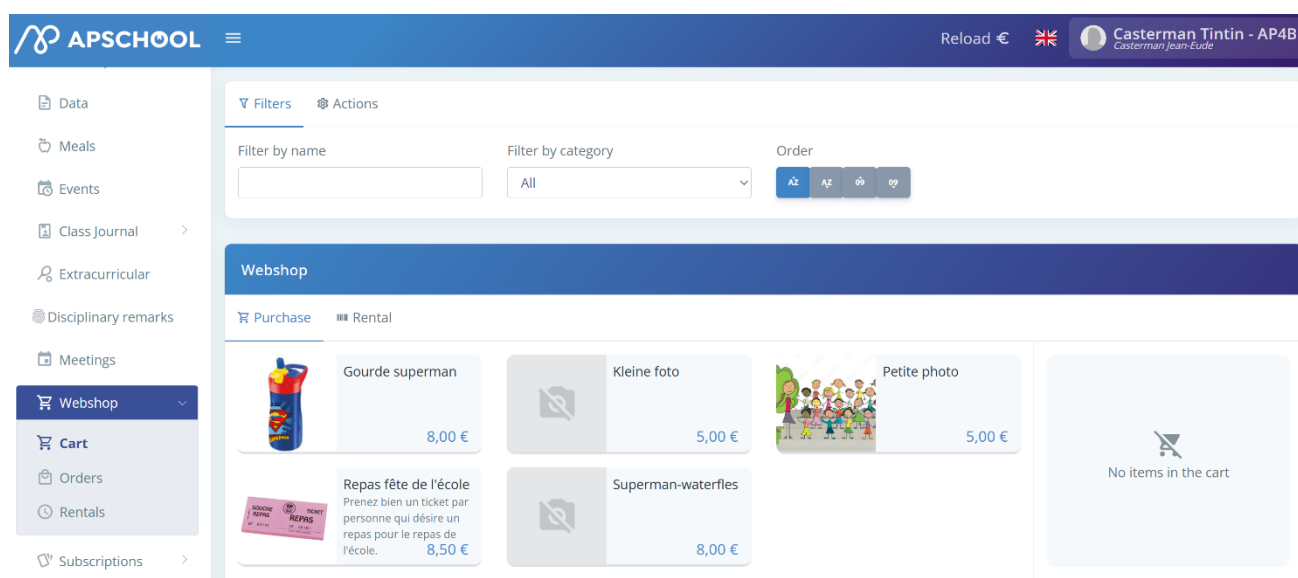
Table of Contents.....	1
1. Context.....	2
2. Buy an item in the Webshop.....	2
3. Manage your orders	4

1. Context

Your establishment may offer items for purchase. These are available through your "Webshop" menu. This tutorial will guide you through all the steps to place and manage your orders.

2. Buy an item in the Webshop

- Go to your "Webshop" menu.
- Click on the "Shopping Cart" menu. You will arrive at the page with the different items available.




The screenshot shows the APSCHOOL Webshop interface. The top navigation bar includes the APSCHOOL logo, a menu icon, and user information for 'Casterman Tintin - AP4B'. The left sidebar lists various menu categories, with 'Webshop' and 'Cart' highlighted. The main content area features a 'Webshop' section with 'Purchase' and 'Rental' tabs. The 'Purchase' tab is active, displaying a grid of items for sale. The items are: 'Gourde superman' (8,00 €), 'Kleine foto' (5,00 €), 'Petite photo' (5,00 €), 'Repas fête de l'école' (8,50 €), and 'Superman-waterfles' (8,00 €). A 'No items in the cart' message is visible on the right side of the page.


- Via the "Filters" tab, you can search for specific items by name, by item family, or sort the display by name or by price.
- Click on the item(s) you want. They will be added directly to your cart.
- Modify the quantity of items in your cart using the "+" and "-" buttons corresponding to each item. Some items may be subject to a reservation limit.
- If required by the order, please provide the requested order number.

Webshop


Purchase Rental




Gourde superman
8,00 €




Kleine foto
5,00 €



Petite photo
5,00 €



Repas fête de l'école
Prenez bien un ticket par personne qui désire un repas pour le repas de l'école.
8,50 €



Superman-waterfles
8,00 €

Cart in progress 33,50 €

1	Gourde superman	8,00 €
3	Repas fête de l'école	25,50 €

208218

Empty Pay the cart

- Click the green "Pay for your cart" button to confirm your order. **Please note** : Your wallet must have sufficient funds to complete the order.
- If you wish to empty your cart, click on the red "Empty" button.



3. Manage your orders

- Go to your "Webshop" menu.
- Click on the "Orders" menu. You will arrive at the page with the account's order history and their current status.
- To view the order details, click on the arrow to the left of the red trash can.
- If the order status is "Awaiting Receipt," you can cancel it by clicking the red trash can icon to the right of the order. For any other status, you will not be able to cancel the order.
- You can filter via the "Filters" tab at the top of the page by date or by order status.

▼ Filters

Start date: End date: Filter by status:

[Reset filters](#)

Order tracking

#	Date	Buyer	Status	Comment	Total amount	Actions
116361	05/05/2026	Tintin Casterman	Pending receipt		33,50 €	▼
115254	14/04/2026	Tintin Casterman	Processed		8,00 €	▼
115253	14/04/2026	Tintin Casterman	Processing		5,00 €	▼
115252	14/04/2026	Tintin Casterman	Processed		33,50 €	▼


« < 1 > »



A question? Need assistance?

- For any technical, educational or platform-related questions, please contact your institution directly.
- If you would like to view other tutorials, feel free to click on the following link or scan the QR code below.

<https://parents.apkiosk.com/>



Thank you for following this tutorial!



AP SCHOOL

Innovations for People